

CIRCUIT IS DRAWN FOR A VALVE IN THE FULLY CLOSED POSITION

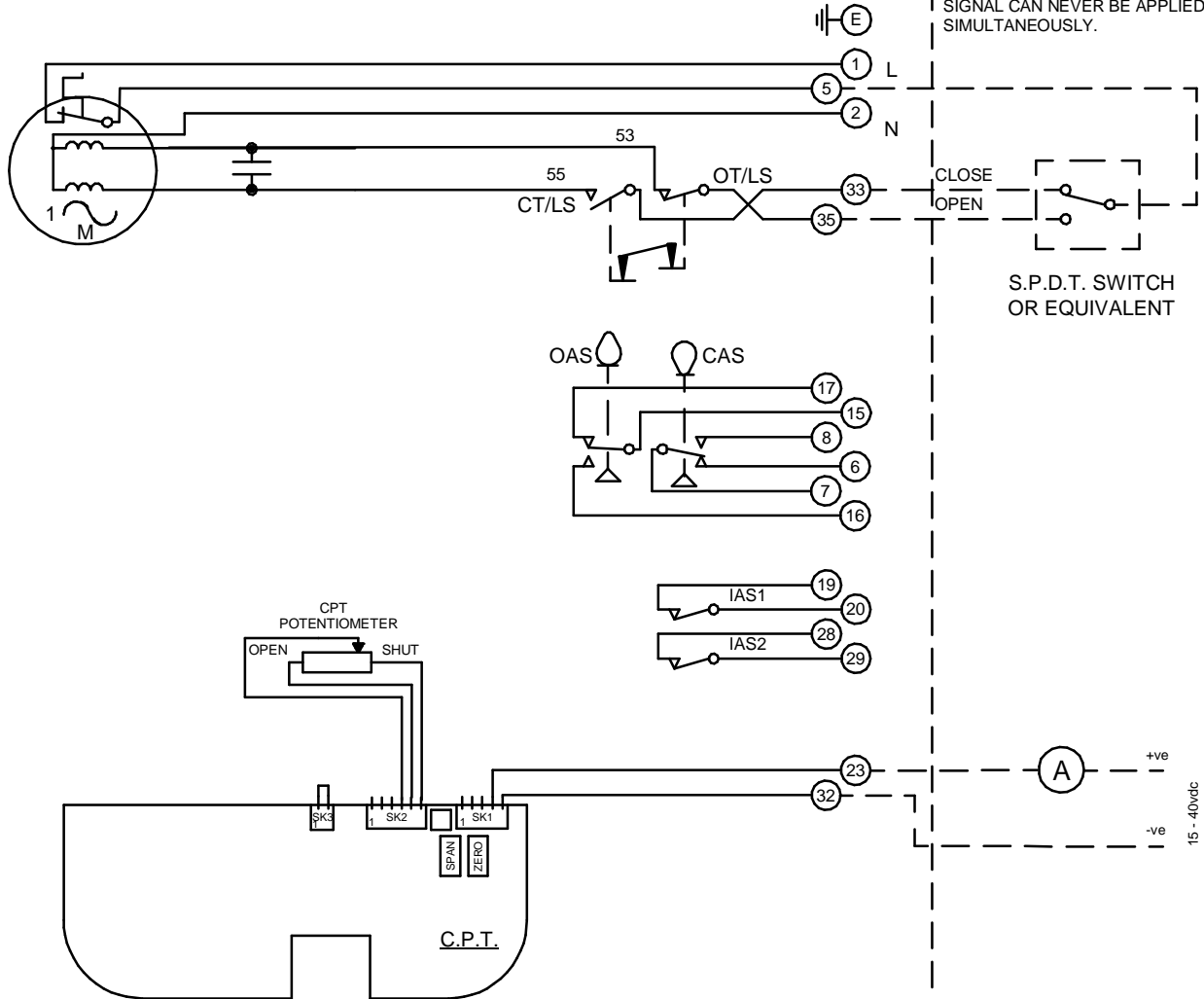
CIRCUIT IS DRAWN FOR A VALVE IN THE FULLY CLOSED POSITION

Circuit Diagram No - Issue No

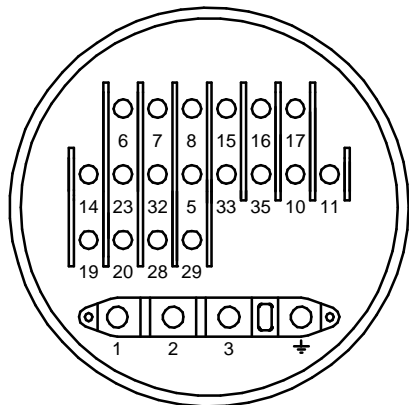
2S06Q30A - 04

**WARNING**

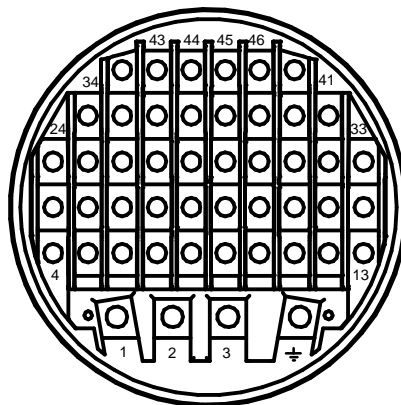
IT IS ESSENTIAL THAT REMOTE CONTROL CIRCUITS ARE DESIGNED SO THAT AN OPEN AND A CLOSE SIGNAL CAN NEVER BE APPLIED SIMULTANEOUSLY.



OT/LS - OPEN TORQUE/LIMIT SWITCH.  
 CT/LS - CLOSE TORQUE/LIMIT SWITCH.  
 OAS - OPEN AUXILIARY SWITCH.  
 CAS - CLOSE AUXILIARY SWITCH.  
 IAS1 & 2 - INTERMEDIATE AUXILIARY SWITCHES ADJUSTABLE TO MAKE OR BREAK INDIVIDUALLY AT ANY POSITION.  
 WIRES ARE IDENTIFIED AT EACH END BY TERMINAL NUMBER OR NUMBER SHOWN.  
 ALLOW MINIMUM 2 SECOND DELAY WHEN CONTROL SIGNALS ARE REVERSED TO ENSURE MOTOR REVERSAL.



TERMINAL BUNG  
(FOR WT ACTUATOR)



TERMINAL BUNG  
(FOR WTC ACTUATOR)

Iss	Date	Chkd	Revision Details
02		PGS	SIMILAR TO 2S06Q30A JOB NO ----
03	190292	T.W	WARNING NOTE ADDED. CHECKED K.S 190292
04	260417	JS	PAK TERMINAL BUNG INTRODUCED FOR WTC APPLICATION EC7024.

**centork**

ROTORK CONTROLS (INDIA) PRIVATE LTD  
 28B, AMBATTUR INDUSTRIAL ESTATE (NORTH),  
 AMBATTUR, CHENNAI - 600 098 INDIA.  
 Tel:044-39555600

Q - STANDARD + POT + EXT CPT & 2 INTERMEDIATE SWITCHES.

Drawn by: P.W.  
 Date : 240590  
 Base WD: 2S06Q30A  
 Job No : ---  
 MI No : ..

Circuit Diagram No  
**2S06Q30A**  
 Issue No  
**4**