

TITLE: REMOTE CONTROL CIRCUITRY
MODELS: CKC, CKRC

ALL CONFIGURABLE ACTUATOR SETTINGS TO BE MADE USING THE LOCAL SELECTORS OR OPTIONAL ROTORK SETTING TOOL.

BEFORE PUTTING THE ACTUATOR INTO SERVICE, IT MUST BE INSTALLED AND COMMISSIONED IN ACCORDANCE WITH PUBLICATION PUB111-007 SAFE USE, INSTALLATION AND MAINTENANCE INSTRUCTIONS.
UNLESS SPECIFIED WITH ORDER, THE ACTUATOR IS DESPATCHED WITH DEFAULT SETTINGS AS LISTED IN PUBLICATION PUB111-005.

FOR CK CONTROL AND MONITORING FACILITIES, REFER TO E.CK00500 DATASHEET.

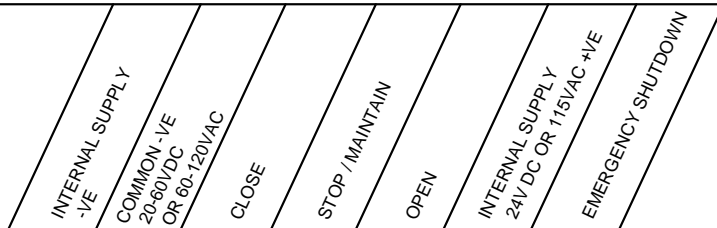
NOTE:
ACTUATOR REMOTE CONTROL SIGNALS MAY BE INTERNALLY OR EXTERNALLY SUPPLIED.

INTERNALLY SUPPLIED:
FIT LINK '#' AS SHOWN AND CONNECT REMOTE CONTROL CONTACTS TO INTERNAL SUPPLY ON TERMINAL 21

EXTERNALLY SUPPLIED:
CONNECT CONTROL CONTACTS TO EXTERNAL SUPPLY LIVE/+VE. CONNECT SUPPLY ZERO/-VE TO TERMINAL 43 & 41 FOR SUPPLIES 20-60VDC OR 60-120VAC

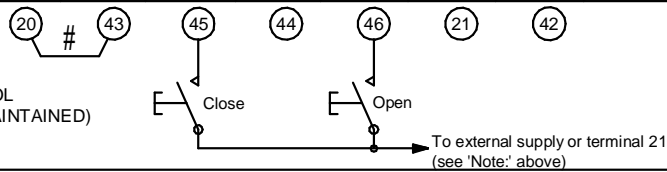
FOR CONTROL FORMS D & E, LINK '#' MUST BE FITTED. CONNECT ZERO/-VE AS INDICATED ABOVE.

CUSTOMER CONNECTION FOR REMOTE CONTROL



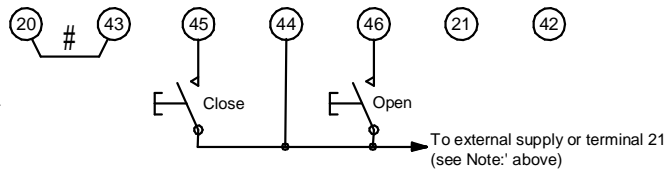
FORM A

OPEN/CLOSE PUSH TO RUN CONTROL
(LOCAL CONTROL REMAINS SELF MAINTAINED)



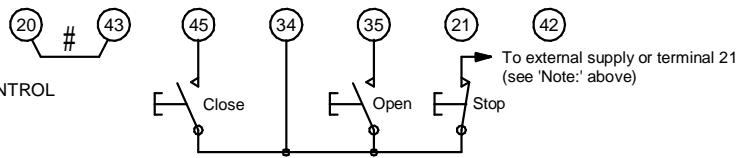
FORM B

OPEN/CLOSE MAINTAINED CONTROL
WITH MID TRAVEL REVERSAL



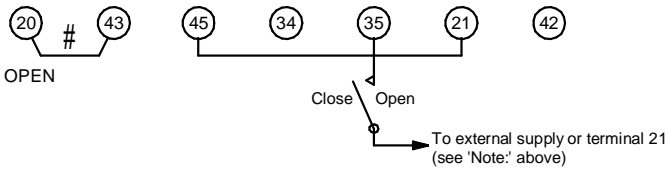
FORM C

OPEN/STOP/CLOSE MAINTAINED CONTROL



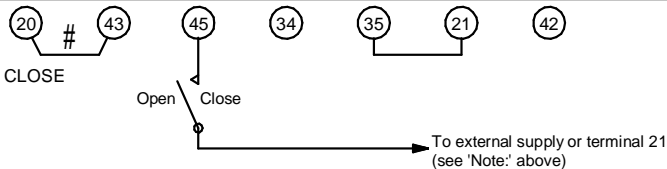
FORM D

TWO WIRE CONTROL, ENERGISE TO OPEN
DE-ENERGIZE TO CLOSE.
(CONFIGURE FOR OPEN PRIORITY)
CUSTOMER TO LINK 21 - 45

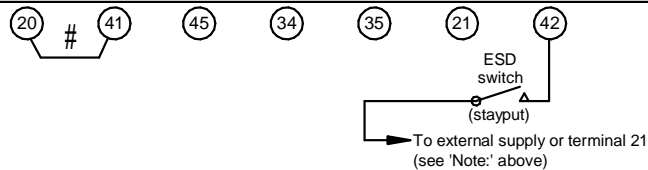


FORM E

TWO WIRE CONTROL, ENERGISE TO CLOSE
DE-ENERGIZE TO OPEN
(CONFIGURE FOR CLOSE PRIORITY)
CUSTOMER TO LINK 21 - 35



FORM F



Rotork Controls. All rights reserved. Subject to change without notice. Previous data sheets invalid with the issue of the latest data sheets.