
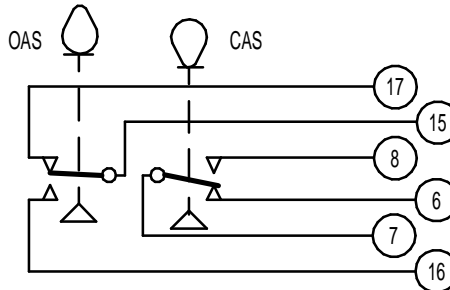
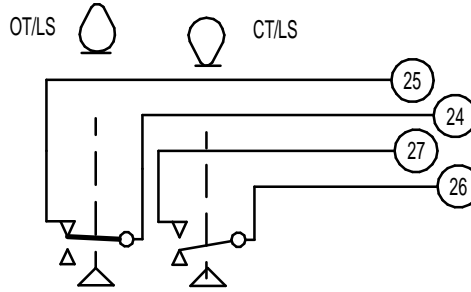



CIRCUIT IS DRAWN FOR A VALVE IN THE FULLY CLOSED POSITION

CIRCUIT IS DRAWN FOR A VALVE IN THE FULLY CLOSED POSITION



Circuit Diagram No - Issue No

5S30Q00 - 1

THERMOSTAT

3 PHASE SUPPLY

OT/LS - OPEN TORQUE/LIMIT SWITCH.
 CT/LS - CLOSE TORQUE/LIMIT SWITCH.
 OAS - OPEN AUXILIARY SWITCH.
 CAS - CLOSE AUXILIARY SWITCH.

WIRES ARE IDENTIFIED AT EACH END BY TERMINAL NUMBER OR NUMBER SHOWN.

ALLOW MINIMUM 2 SECOND DELAY WHEN CONTROL SIGNALS ARE REVERSED TO ENSURE MOTOR REVERSAL.

WARNING

IT IS ESSENTIAL THAT REMOTE CONTROL CIRCUITS ARE DESIGNED SO THAT AN OPEN AND A CLOSE SIGNAL CAN NEVER BE APPLIED SIMULTANEOUSLY.

12W (MAX) HEATER FITTED AS STANDARD. UNLESS OTHERWISE REQUESTED, HEATERS FITTED WILL BE : 240V (5.62K OHM).

Iss	Date	Chkd	Revision Details
01	180118	JS	FIRST PRODUCTION ISSUE

centork
 ROTORK CONTROLS (INDIA) PRIVATE LTD
 28B, AMBATTUR INDUSTRIAL ESTATE (NORTH),
 AMBATTUR, CHENNAI - 600 098 INDIA.
 Tel:044-39555600

Q - 3 PHASE STANDARD + HEATER

Drawn by: JS Date : 020490 Base WD: 2S00Q00 Job No : --- MI No : .	Circuit Diagram No 5S30Q00	Issue No 1
--	---	-----------------------------