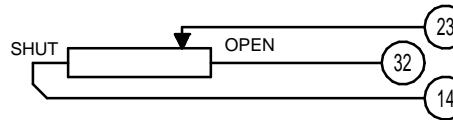
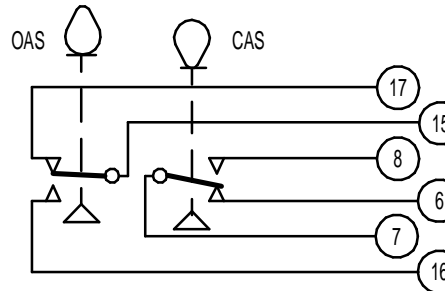
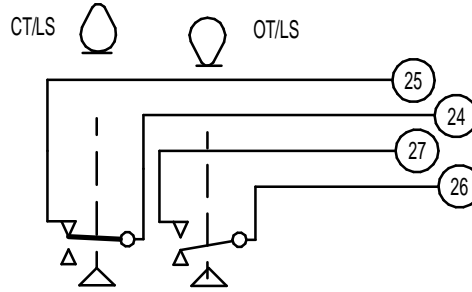



CIRCUIT IS DRAWN FOR A VALVE IN THE FULLY CLOSED POSITION

CIRCUIT IS DRAWN FOR A VALVE IN THE FULLY CLOSED POSITION



Circuit Diagram No - Issue No

5S02Q00A - 1

THERMOSTAT

3 PHASE SUPPLY

OT/LS - OPEN TORQUE/LIMIT SWITCH.
 CT/LS - CLOSE TORQUE/LIMIT SWITCH.
 OAS - OPEN AUXILIARY SWITCH.
 CAS - CLOSE AUXILIARY SWITCH.

WIRES ARE IDENTIFIED AT EACH END BY
 TERMINAL NUMBER OR NUMBER SHOWN.
 ALLOW MINIMUM 2 SECOND DELAY
 WHEN CONTROL SIGNALS ARE REVERSED
 TO ENSURE MOTOR REVERSAL.

WARNING

IT IS ESSENTIAL THAT REMOTE
 CONTROL CIRCUITS ARE DESIGNED
 SO THAT AN OPEN AND A CLOSE
 SIGNAL CAN NEVER BE APPLIED
 SIMULTANEOUSLY.

Iss	Date	Chkd	Revision Details
01	180118	JS	FIRST PRODUCTION ISSUE

centork
 ROTORK CONTROLS (INDIA) PRIVATE LTD
 28B, AMBATTUR INDUSTRIAL ESTATE (NORTH),
 AMBATTUR, CHENNAI - 600 098 INDIA.
 Tel:044-39555600

Q - 3 PHASE STANDARD + POT

Drawn by: K.S Date : 020490 Base WD: 2S00Q00 Job No : --- MI No : .	Circuit Diagram No 5S02Q00A	Issue No 1
---	---------------------------------------	----------------------