

CIRCUIT IS DRAWN FOR A VALVE IN THE FULLY CLOSED POSITION

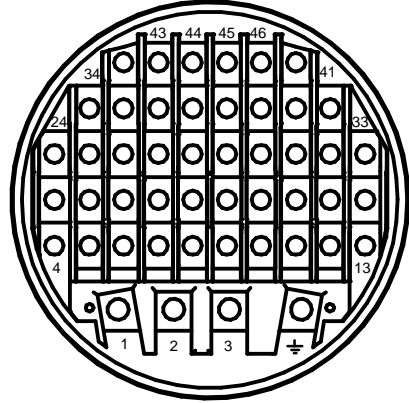
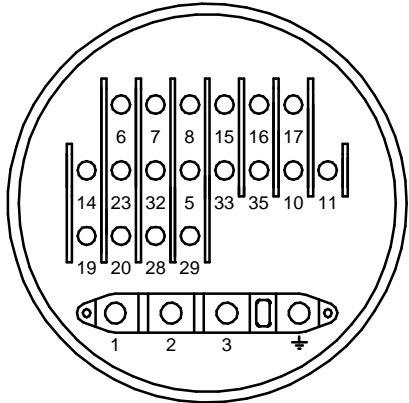
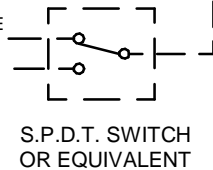
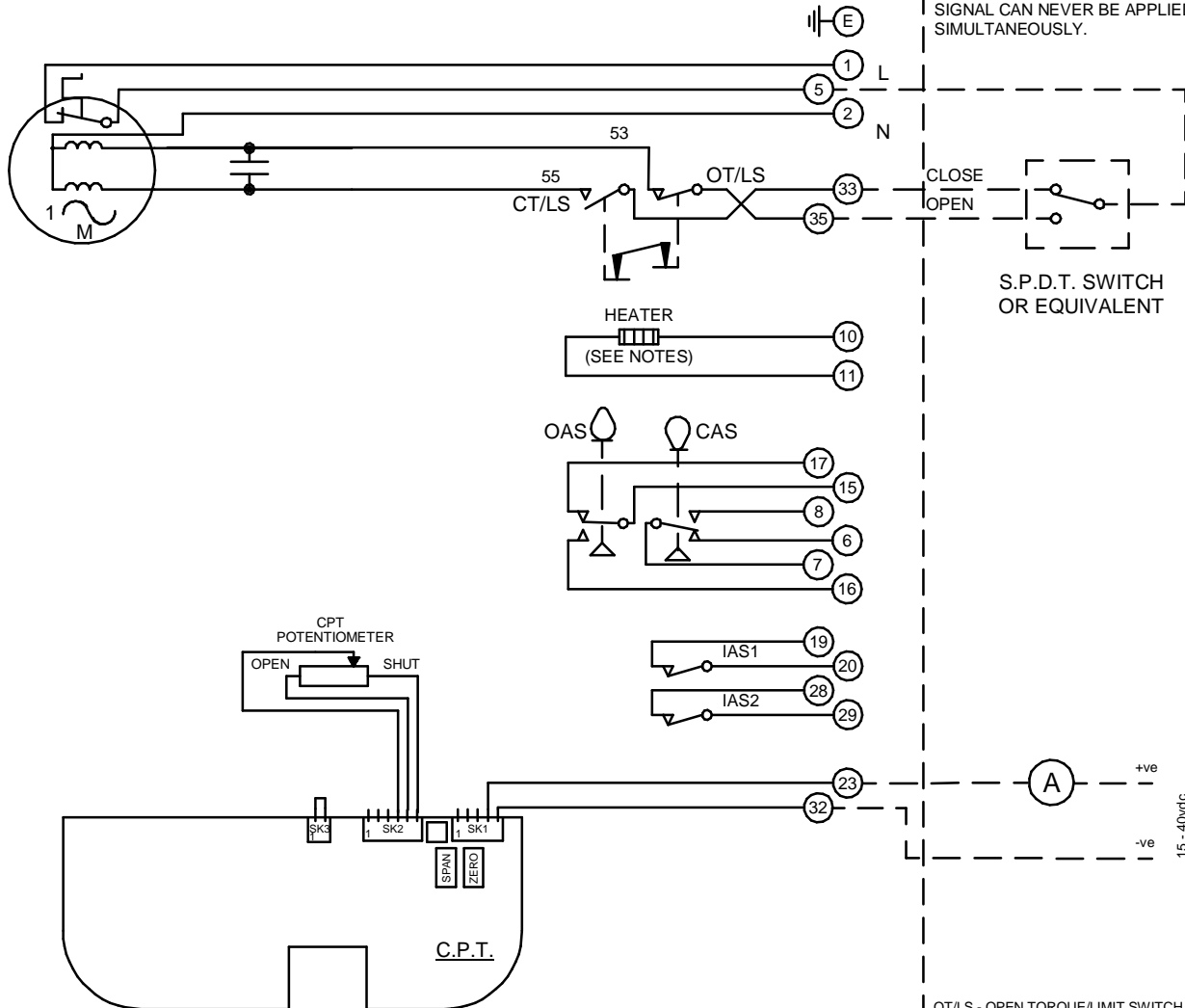
CIRCUIT IS DRAWN FOR A VALVE IN THE FULLY CLOSED POSITION

Circuit Diagram No - Issue No

2S36Q30A - 04

WARNING

IT IS ESSENTIAL THAT REMOTE CONTROL CIRCUITS ARE DESIGNED SO THAT AN OPEN AND A CLOSE SIGNAL CAN NEVER BE APPLIED SIMULTANEOUSLY.



OT/LS - OPEN TORQUE/LIMIT SWITCH.
 CT/LS - CLOSE TORQUE/LIMIT SWITCH.
 OAS - OPEN AUXILIARY SWITCH.
 CAS - CLOSE AUXILIARY SWITCH.
 IAS1 & 2 - INTERMEDIATE AUXILIARY SWITCHES ADJUSTABLE TO MAKE OR BREAK INDIVIDUALLY AT ANY POSITION.
 WIRES ARE IDENTIFIED AT EACH END BY TERMINAL NUMBER OR NUMBER SHOWN.
 ALLOW MINIMUM 2 SECOND DELAY WHEN CONTROL SIGNALS ARE REVERSED TO ENSURE MOTOR REVERSAL.
 12W (MAX) HEATER FITTED AS STANDARD. UNLESS OTHERWISE REQUESTED, HEATERS FITTED WILL BE:
 120V (2K OHM) OR 240V (5.62K OHM).

Iss	Date	Chkd	Revision Details
02		PGS	SIMILAR TO 2S36Q00A JOB NO ----
03	190292	T.W	WARNING NOTE ADDED. CHECKED K.S 190292
04	260417	JS	PAK TERMINAL BUNG INTRODUCED FOR WTC APPLICATION EC7024.

centork

ROTORK CONTROLS (INDIA) PRIVATE LTD
 28B, AMBATTUR INDUSTRIAL ESTATE (NORTH),
 AMBATTUR, CHENNAI - 600 098 INDIA.
 Tel:044-39555600

Q - STANDARD + HEATER + POT + EXT PWR CPT + 2 INT SW.

Drawn by: P.W.
 Date : 240590
 Base WD: 2S36Q30A
 Job No : ---
 MI No : .

Circuit Diagram No	Issue No
2S36Q30A	4