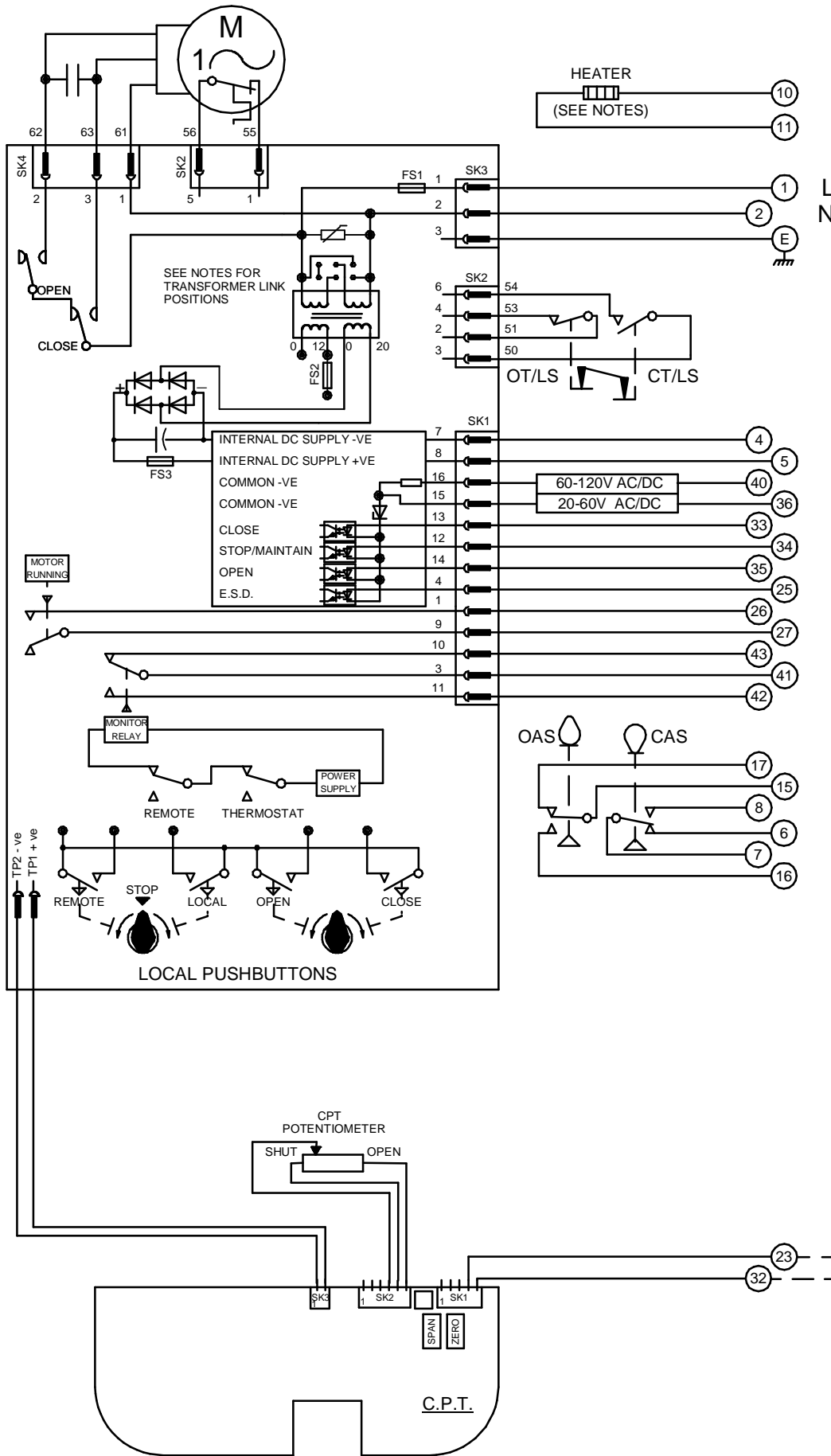


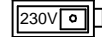
CIRCUIT IS DRAWN FOR A VALVE IN THE FULLY CLOSED POSITION

Circuit Diagram No - Issue No

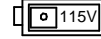
1P32Q60 - 04



TRANSFORMER VOLTAGE SELECTION



SET SWITCH AS ABOVE FOR 198V - 264V SUPPLIES



SET SWITCH AS ABOVE FOR 99V - 132V SUPPLIES

OT/LS - OPEN TORQUE/LIMIT SWITCH.  
CT/LS - CLOSE TORQUE/LIMIT SWITCH.

OAS - OPEN AUXILIARY SWITCH.  
CAS - CLOSE AUXILIARY SWITCH.

WIRES ARE IDENTIFIED AT EACH END BY TERMINAL NUMBER OR NUMBER SHOWN.

FS1 - 6.3A  
FS2 - 250mA  
FS3 - 160mA

TERMINALS 4 & 5 FUSED INTERNALLY AT 160mA

12W (MAX) HEATER FITTED AS STANDARD. UNLESS OTHERWISE REQUESTED, HEATERS FITTED WILL BE :

120V (2K OHM) OR 240V (5.62K OHM).

E.S.D. CONTROL SIGNAL VOLTAGE MUST BE EQUAL TO OR GREATER THAN ALL OTHER CONTROL SIGNAL VOLTAGES.

Iss	Date	Chkd	Revision Details
03	220192	T.W	SIMILAR TO 1P32Q60 JOB NO --- SK1 & SK4 PIN NOD CORRECTED. CHECKED K.S.
04	270417	JS	FUSE RATING & TRANSFORMER VOLTAGE SELECTION CHANGED AS PER NEW PCB ECN / 7023

**centork**

ROTORK CONTROLS (INDIA) PRIVATE LTD  
28B, AMBATTUR INDUSTRIAL ESTATE (NORTH),  
AMBATTUR, CHENNAI - 600 098 INDIA.  
Tel:044-39555600

Q-PAK + POT. + HEATER + C.P.T.

Drawn by: P.W.  
Date : 230590  
Base WD: 1P32Q60  
Job No : --  
MI No : .

Circuit Diagram No	Issue No
1P32Q60	4