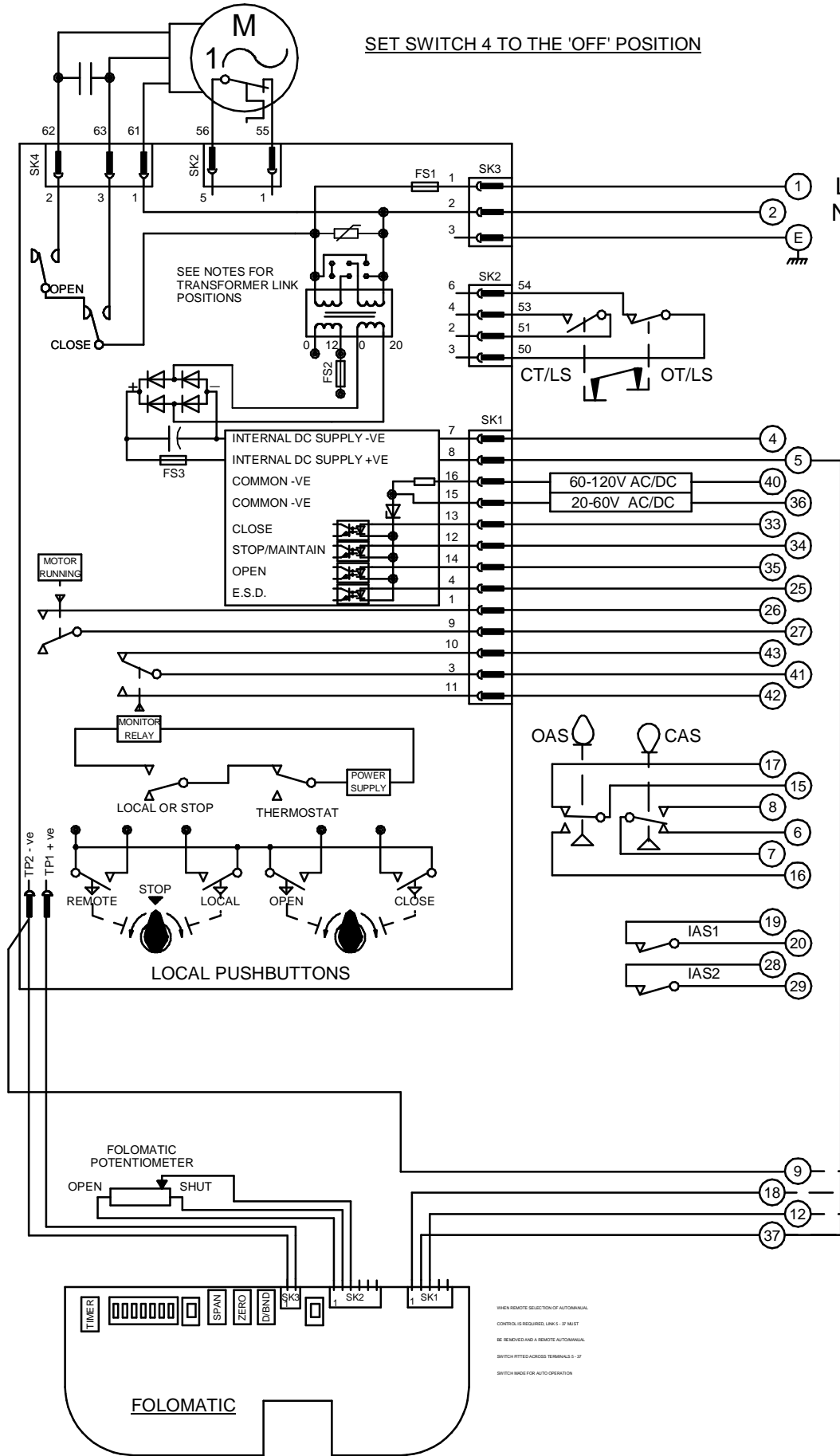
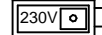


CIRCUIT IS DRAWN FOR A VALVE IN THE FULLY CLOSED POSITION

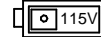
SET SWITCH 4 TO THE 'OFF' POSITION



TRANSFORMER VOLTAGE SELECTION



SET SWITCH AS ABOVE FOR 198V - 264V SUPPLIES



SET SWITCH AS ABOVE FOR 99V - 132V SUPPLIES

- OT/LS - OPEN TORQUE/LIMIT SWITCH.
- CT/LS - CLOSE TORQUE/LIMIT SWITCH.
- OAS - OPEN AUXILIARY SWITCH.
- CAS - CLOSE AUXILIARY SWITCH.
- IAS1 & 2 - INTERMEDIATE AUXILIARY SWITCHES ADJUSTABLE TO MAKE OR BREAK INDIVIDUALLY AT ANY POSITION.
- WIRES ARE IDENTIFIED AT EACH END BY TERMINAL NUMBER OR NUMBER SHOWN.
- FS1 - 6.3A
- FS2 - 250mA
- FS3 - 160mA
- TERMINALS 4 & 5 FUSED INTERNALLY AT 160mA
- E.S.D. CONTROL SIGNAL VOLTAGE MUST BE EQUAL TO OR GREATER THAN ALL OTHER CONTROL SIGNAL VOLTAGES.

- ANALOGUE INPUTS (FOR DETAILS, SEE ROTORK PUBLICATION AE4/0.1)
- MANUAL/AUTO.

Iss	Date	Chkd	Revision Details
03	110294	T.W	SIMILAR TO 1P6Q70 JOB NO --- AUTO / MANUAL MOD P2269 CHECKED K.S.
04	270417	JS	FUSE RATING & TRANSFORMER VOLTAGE SELECTION CHANGED AS PER NEW PCB ECN / 7023

**centork**

ROTORK CONTROLS (INDIA) PRIVATE LTD  
28B, AMBATTUR INDUSTRIAL ESTATE (NORTH),  
AMBATTUR, CHENNAI - 600 098 INDIA.  
Tel:044-39555600

Q-PAK + POT + FOLOMATIC .

Drawn by: T.A  
Date : 130591  
Base WD: 1P06Q70A  
Job No : ---  
MI No : .

**Circuit Diagram No**  
**1P06Q70A**

**Issue No**  
**4**